

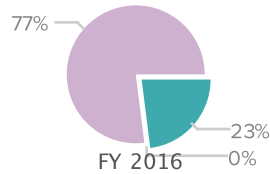


Financial Summary

Unrestricted Activity	FY 2016
Unrestricted operating revenue	
Earned program	\$56,388
Earned non-program	\$15,673
Total earned revenue	\$72,061
Investment revenue	\$0
Contributed revenue	\$21,277
Total unrestricted operating revenue	\$93,338
Operating expenses	
Program	\$83,256
Fundraising	\$5,286
General & administrative	\$3,678
Total operating expenses	\$92,220
Net unrestricted activity - Operating	\$1,118
Net unrestricted activity - Non-operating	
Total net unrestricted activity	\$1,118
Net temporarily restricted activity	\$2,000
Net permanently restricted activity	\$0
Net total activity	\$3,118

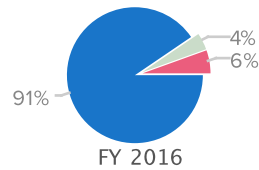
Revenue by Source

- Earned
- Investment
- Contributed



Expenses by Functional Grouping

- Program
- General & Administrative
- Fundraising



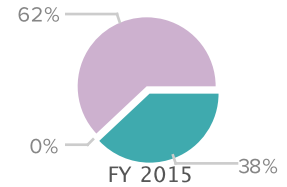
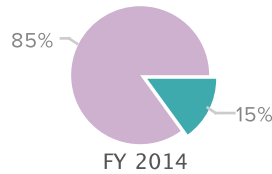
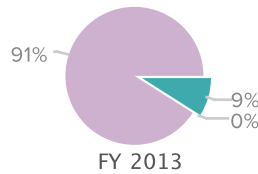


Financial Summary

Unrestricted Activity	FY 2013	FY 2014	% Change	FY 2015	% Change
Unrestricted operating revenue					
Earned program	\$25,792	\$29,309	14%	\$27,716	-5%
Earned non-program	\$14,719	\$13,088	-11%	\$6,131	-53%
Total earned revenue	\$40,511	\$42,397	5%	\$33,847	-20%
Investment revenue	\$0		n/a	\$0	n/a
Contributed revenue	\$4,229	\$7,402	75%	\$20,504	177%
Total unrestricted operating revenue	\$44,740	\$49,799	11%	\$54,351	9%
Operating expenses					
Program	\$42,478	\$47,408	12%	\$30,461	-36%
Fundraising	\$640	\$1,496	134%	\$1,834	23%
General & administrative	\$0	\$0	n/a	\$23,114	n/a
Total operating expenses	\$43,118	\$48,904	13%	\$55,409	13%
Net unrestricted activity - Operating	\$1,622	\$895	-45%	-\$1,058	-218%
Net unrestricted activity - Non-operating	\$0		n/a	\$0	n/a
Total net unrestricted activity	\$1,622	\$895	-45%	-\$1,058	-218%
Net temporarily restricted activity	\$0	\$0	n/a	\$0	n/a
Net permanently restricted activity	\$0	\$0	n/a	\$0	n/a
Net total activity	\$1,622	\$895	-45%	-\$1,058	-218%

Revenue by Source

- Earned
- Investment
- Contributed



Expenses by Functional Grouping

- Program
- General & Administrative
- Fundraising

